

# COTS Rugged Military Grade 4U Rackmount Computer System

## Who We Are

### CHASSIS PLANS

- Chassis Plans designs, fabricates and integrates standard and customized high-performance computing platforms and LCD monitors for military, industry, and commercial applications.
- Using COTS components, Chassis Plans provides solutions for customers who need reliable systems that will operate in a variety of harsh conditions and who require revision control and hardware consistency for multi-year programs.
- Chassis Plans is an ITAR Registered and SBA-certified small business that has been operating in Southern California for over a decade.

### ENGINEERED TO YOUR SPECIFICATIONS

- In-house engineering department
- Design and build of rapid prototypes. Experience with solving difficult customer application problems through knowledge of the industry and custom system design and manufacturing capability
- Our Engineers use Solid Works 3D CAD modeling software for mechanical design and thermal simulation
- Design experience with MIL-STD-167, MIL-STD-461, MIL-STD-810, and MIL-S-901, in addition to FCC, UL, CE, and country specific agency requirements

### YOUR CONFIGURATION. ONE PART NUMBER.

- It's our mission to make your life easier. Our Sales Engineers will help you select the right configuration for your project, making sure the details are analyzed and that the system meets your specifications.
- One part number means easier procurement and less paperwork for you.
- Dedicated Sales and Program Managers.
- Last time buy opportunities for end-of-life components.

### FACILITY AND TEST

- All integration work is performed in a state-of-the-art, ESD-controlled facility
- Our facility has 23,000 sqft and has dedicated 12,000 sqft to manufacturing and 3,000 sqft to engineering
- Operate to anti-static standard ANSI/ESD S20.20-2007 and electronics assembly standard IPC-A-610, Revision E-2010

### QUALITY COUNTS

- ISO 9001:2008 Certified
- 100% system inspection before shipment
- All integrated systems undergo a minimum 24-hour system test and burn-in before shipment to the customer
- Assistance with 3rd party verification of system specifications
- 2-year warranty on all integrated systems and LCD monitor products
- Assembled in the USA



### Models M4U2610, M4U2611

*Assembled in the USA  
ISO 9001:2008 Certified  
ITAR Registered*

Our M4U-26 can be used for many rugged, computationally-intense military applications. It has exceptional strength and durability and contains our proprietary SysCool® thermal management system. SysCool® extends the life of the computing system, reduces power consumption, and lowers overall system noise levels.

Specifications for our standard products can always be customized to fit your unique application requirements.

In-house Engineering Department

Rapid Prototyping

### CPU & Memory Options

- Single or Dual Intel® Xeon® E5 Series
  - CPU options up to 2.1GHz, 8 Cores
  - Memory options up to 512GB

### Drive Capacity

- 3(x) 5.25" Drive Bays

### Applications

- Airborne Operations
- Land-based Operations
- Seaborne Operations
- Telemetry
- Diagnostics
- Simulation
- C4ISR
- Communications
- Imaging
- Persistent Surveillance
- UAVs
- Automation
- Severe Environment Operations



### Harsh Environments

Designed to meet or exceed MIL-STD-810G to the below specifications.

#### ALTITUDE

12,000 ft Operational, 40,000 ft Storage  
MIL-STD-810, Method 500.5

#### HIGH TEMPERATURE

60°C Operational, 70°C Storage  
MIL-STD-810, Method 501.5

#### LOW TEMPERATURE

0°C Operational, -40°C Storage  
MIL-STD-810, Method 502.5

#### HUMIDITY

5-95%, Non-condensing  
MIL-STD-810, Method 507.5

#### TRANSPORT VIBRATION

US Highway Truck and Air Transport  
MIL-STD-810, Method 514.6

#### BENCH HANDLING SHOCK

Procedure VI, 20G @ 11ms  
MIL-STD-810, Method 516.6



For more information visit  
[www.chassis-plans.com](http://www.chassis-plans.com)  
or call 858.571.4330

Chassis Plans  
10840 Thornmint Road · San Diego, CA 92127

©2016 Chassis Plans LLC. All Rights Reserved. No part of this document may be copied or reproduced without prior consent.

M4U26-1216

For more information visit  
[www.chassis-plans.com](http://www.chassis-plans.com)  
or call 858.571.4330



# COTS Rugged Military Grade 4U Rackmount Computer System

MILITARY | INDUSTRIAL | COMMERCIAL



## Chassis Specifications

### DIMENSIONS

19" X 7" X 26.4" (482.6mm X 177.8mm X 670.6mm)

### WEIGHT

46 pounds, weight varies by configuration

### ENCLOSURE FEATURES

#### Construction

Front Panel: 0.250" milled 5052-H32 aircraft-grade aluminum  
Enclosure Body: 0.062" 5052-H32 aircraft-grade aluminum  
Rear Slot Panel: 16 gauge CRS, zinc plated with 10-32 grounding lug

#### Front Door

Aluminum, formed and welded, with three captive closure fasteners  
Milled channel with RF/EMI/environmental gasket  
Attenuating EMI honeycomb filter with 45 PPI (washable) air filter rated to UL 94 HF-1

#### Drive Capacity

3(x) 5.25" drive bays

#### Indicators

Power on, disk access, fan failure and over temperature indicators

#### Switches

Power and alarm reset switches behind front door

#### Powdercoating

Black per MIL-PRF-24712, Type IV, Class 3, Cardinal C214-BK110 polyester semi-gloss, fine texture

#### Plating

Chem-Film per MIL-C-5541F, Class 1A

### FRONT USB PORTS

(2x) ports USB 2.0

### SYSTEM COOLING

(3x) 120mm, 150 CFM, 200K hour MTBF cooling fans  
Proprietary SysCool™ intelligent adaptive fan controller and temperature alarm circuit board

### MOTHER BOARD CAPACITY

Designed for motherboards up to 15"x13"

### POWER SUPPLY

Front mount single or redundant 800W 110/220 Volt AC  
Other power options available

## LCD Power Alternative



Chassis Plans' 2U-5U rackmount computer systems are designed with a removable back plate that allows a 12V power cord to run from the computer's power supply to a display or keyboard video monitor. This optional feature, the Exterior Power Jack, is available for most Chassis Plans' monitors.

By running the display with the computer systems' power supply, this Exterior Power Jack option can provide many benefits:

- Reduction in the number of required cables
- Elimination of additional equipment, i.e., a power brick
- Reduction in total system weight and cost


To enjoy these benefits, power up your new display with this Chassis Plans' server.

## M4U-26 Photos



I/O connectors are dependent upon the model and configuration selected. See specifications for details.

## Computer Specifications



	M4U2610	M4U2611
<b>CPU</b>	Single or Dual Intel® Xeon® Processor E5-2658 (20M, 2.10 GHz, 8.0 GT/s Intel® QPI) OR Single or Dual Intel® Xeon® Processor E5-2428L (15M, 1.80 GHz, 7.2 GT/s Intel® QPI)	Single or Dual Intel® Xeon® Processor E5-2658 (20M, 2.10 GHz, 8.0 GT/s Intel® QPI) OR Single or Dual Intel® Xeon® Processor E5-2428L (15M, 1.80 GHz, 7.2 GT/s Intel® QPI)
<b>CHIP SET</b>	Intel® C600-A Platform Controller Hub (PCH), QPI up to 8.0 GT/s	Intel® C602 Platform Controller Hub (PCH), QPI up to 8.0 GT/s
<b>MAX RAM</b>	(16x) 240-pin DDR3, Max. 512GB DDR3 ECC Reg.	(16x) 240-pin DDR3, Max. 512GB DDR3 ECC Reg.
<b>HARD DRIVES</b>	Up to (3x) 3.5" SATA2, 500GB, 7200 RPM, 64GB cache standard. In fixed or removable configurations. Other rotating media and solid state storage sizes available	Up to (3x) 3.5" SATA2, 500GB, 7200 RPM, 64GB cache standard. In fixed or removable configurations. Other rotating media and solid state storage sizes available
<b>RAID OPTION</b>	JBOD, RAID 0, 1, 5	JBOD, RAID 0, 1, 5
<b>OPTICAL DRIVE</b>	Slim Slot-Fed 8x DVD RW	Slim Slot-Fed 8x DVD RW
<b>EXPANSION SLOTS</b>	(4x) PCIe x16 (Gen 3.0), (1x) PCIe x8 (Gen 3.0), (1x) PCIe x4 (Gen 2.0)	(10x) PCIe x8 (Gen 3.0), (1x) PCIe x4 (Gen 2.0)
<b>REAR I/O</b>	(1x) DB-9 RS232 serial port, (4x) RJ45 GbE LAN ports, (4x) USB 2.0 ports, (1x) DB-15 VGA port	(1x) DB-9 RS232 serial port, (2x) RJ45 GbE LAN ports, (4x) USB 2.0 ports, (1x) RJ45 dedicated IPMI, DB-15 VGA port, (1x) UID switch
<b>ON BOARD GRAPHICS</b>	Matrox G200	Matrox G200eW
<b>AUDIO</b>	NA	NA
<b>LAN</b>	(4x) Gigabit through Intel® i350-AM Quad 10/100/1000 integrated GbE MAC and PHY controller	Dual Intel® i350 Gigabit Ethernet ports & (1x) Realtek® RTL8201N PHY (dedicated IPMI)
<b>O/S</b>	Windows XP® Pro, Windows 7® Pro, 32 & 64-bit Other O/S Available	Windows XP® Pro, Windows 7® Pro, 32 & 64-bit Other O/S Available